

Updating the Magellan Triton

This updater will install the most recent software to your Magellan® Triton™ outdoor GPS receiver. Go through the checklist to ensure you have everything you need before starting the upgrade process.

- Magellan Triton device with batteries installed
- PC with Windows® XP Home, Windows Vista™ Home Basic or Windows Vista Home Premium operating system
- Magellan Triton USB cable

The process for you to upgrade the software takes about 30 minutes after downloading the executable (.zip file).

Before starting:

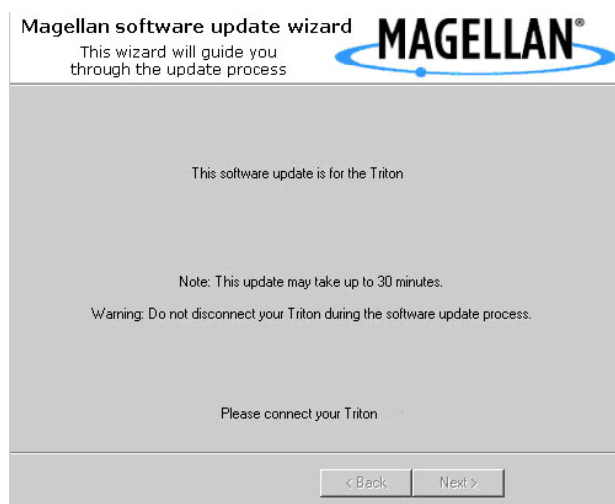
Do not connect your Magellan Triton device to the USB port of your computer until instructed to do so.

1. Close all other applications on your PC. This includes virus checkers and applications that are running in your system tray. This will enable the upgrade process to run more smoothly and efficiently.
2. Do not connect your Magellan Triton device to your PC until instructed to do so by the Update Wizard.
3. The Update must be completely downloaded and run from hard drive of your PC.
4. Disconnect all Pocket PC devices from the USB ports on your PC.

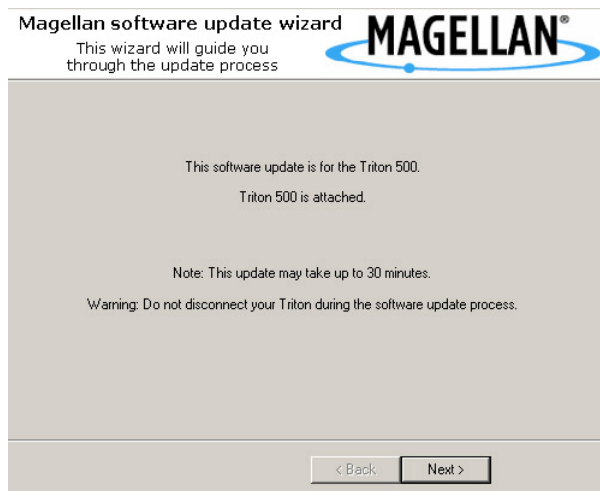
Update process. Please print these instructions:

1. Download the Update file and save it to your desktop.
2. Unzip the file and open the newly created folder.
3. Double click the Updater executable file.

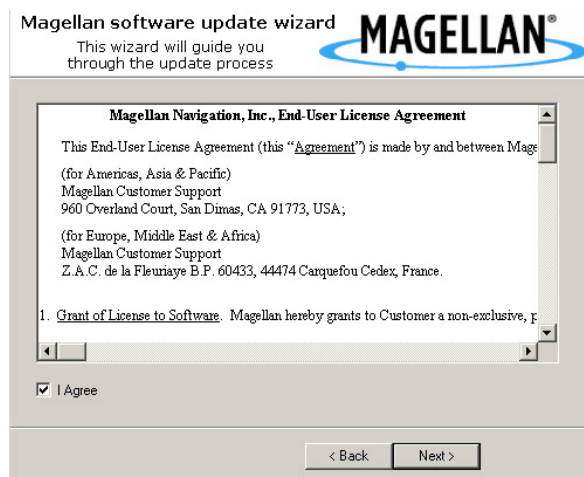
Receiver	SW version
Magellan Triton 1500	V1.49
Magellan Triton 2000	V1.64



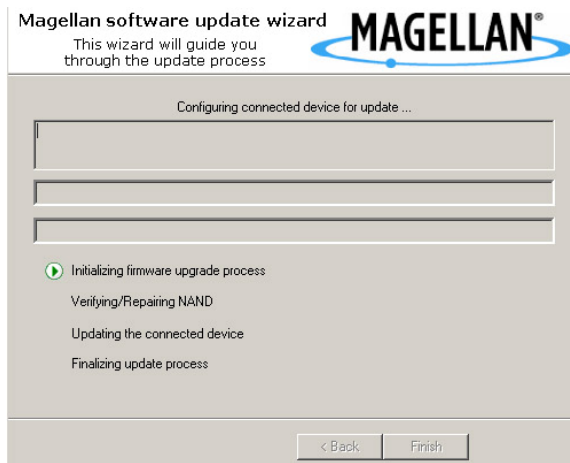
4. Connect your Magellan Triton device.
5. Turn the Triton unit on and select "Connect to PC" from the Connectivity Menu.



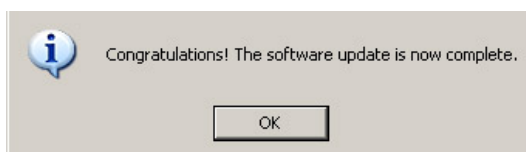
6. Once the Triton device is connected and recognized by your PC, the Wizard screen changes to indicate that the Triton unit is connected.
7. Press Next >.



8. Read the End User License Agreement and check "I Agree" to continue.
9. Press Next >.



10. The Update Wizard will begin updating your Magellan Triton device. Do not unplug or turn off your Triton unit until the update is complete.



11. The Updater will indicate that the update was successful. Click OK. You can now turn your Magellan Triton device off and disconnect the USB cable.

** "If the update fails for any reason, try running the Update Wizard again before contacting Technical Support
(www.magellanGPS.com/support) **

165-0068-001 A